



Description

System Sensor's 5600 series mechanical heat detectors offer a low-cost means for property protection against fire, and for non-life-safety installations where smoke detectors are inappropriate.

Multiple configurations.

The 5600 series offers a full-line of configurations to accommodate a broad range of applications. Single-circuit models are offered, each available for low and high temperature ratings with either fixed temperature or combination fixed temperature/rate-of-rise (ROR) activation. The ROR element of the fixed/ROR models is restorable, to accommodate field-testing the unit.

Installation flexibility.

To satisfy a variety of installations, the 5600 series easily mounts to single-gang and octagonal back boxes. These models also accommodate four-square back boxes, when used with a square to round plaster ring. The mounting bracket is reversible to allow for flush and surface-mount back box installations.

Visual identification.

The 5600 series provides clear markings on the exterior of the unit to ensure that the proper detector is being used. Alphanumeric characters identify the activation method, as well as the temperature rating, in degrees Fahrenheit and Celsius. Fixed temperature models are identified "FX", while combination fixed/rate-of-rise units are marked "FX/ROR". The 5600 series also provides a post-activation indicator in the form of a collector. Once the detector has been activated, the collector drops from the unit, to easily identify the specific unit in alarm.

Features

- Multiple configurations for installations:
 - Single circuit models
 - Fixed temp and combination fixed-temp/rate-of-rise 135°F or 194°F ratings.
- Plain housing for residential installations (Model 5601A)
- Easy to use terminal screws
- A broader range of back box mounting options:
 - Single gang
 - 3.5" and 4" Octagonal
 - 4" square with square to round plaster ring
- Reversible mounting bracket

Engineering Specifications

Mechanical heat detector shall be a System Sensor 5600 series model number _____, listed to ULC for Heat Detectors for Fire Protective Signaling Systems. The detector shall be either a single-circuit type, normally open. The detector shall be rated for activation at either 135°F (57°C) or 194°F (90°C), and shall activate by means of a fixed temperature thermal sensor, or a combination fixed temperature/rate-of-rise thermal sensor. The rate-of-rise element shall be activated by a rapid rise in temperature, approximately 15°F (8.3°C) per minute. The detector shall include a reversible mounting bracket for mounting to 3½-inch and 4-inch octagonal, single gang, and 4-inch square back boxes with a square to round plaster ring. Wiring connections shall be made by means of SEMS screws that shall accommodate 14-22AWG wire. The detector shall contain alphanumeric markings on the exterior of the housing to identify its temperature rating and activation method. The rate-of-rise element of combination fixed temperature/rate-of-rise models shall be restorable, to allow for field-testing. The detectors shall include an external collector that shall drop upon activation to identify the unit in alarm.



Physical/Operating Specifications

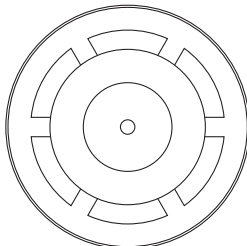
Maximum Installation Temperature
5601A, 5603A: 100°F (38°C) 5602A, 5604A: 150°F (65.6°C)
Operating Humidity Range
5 to 95% RH non-condensing
Dimensions with mounting bracket
Diameter: 4.57 inches (11.6cm) Height: 1.69 inches (4.3cm)
Alarm Temperature
5601A, 5603A: 135°F (57°C) 5602A, 5604A: 194°F (90°C)

Weight
6 oz. (170 grams)
Rate-of-Rise Threshold
15°F (8.3°C) rise per minute (models 5601A and 5602A only)
Mounting
3½-inch octagonal back box 4-inch octagonal back box Single gang back box 4-inch square back box with a square to round plaster ring

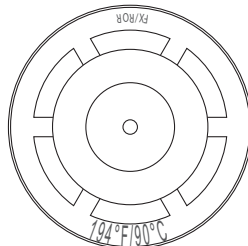
Electrical Specifications

Operating Voltage / Contact Ratings
6 – 125VAC / 3A 6 – 28VDC / 1A 125VDC / 0.3A 250VDC / 0.1A

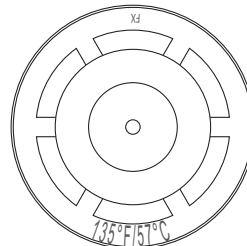
Input Terminals
14–22 AWG



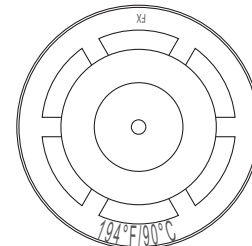
5601A



5602A



5603A



5604A

Ordering Information

Model	Circuit	Identification Method on Exterior	Temperature Rating	Activation	Protected Spacing – 10 Foot Ceiling*
5601A	Single	None	135°F (57°C)	Fixed Temperature / Rate-of-Rise	50 feet x 50 feet (15.24m x 15.2m)
5602A	Single	Lettering	194°F (90°C)	Fixed Temperature / Rate-of-Rise	50 feet x 50 feet (15.24m x 15.2m)
5603A	Single	Lettering	135°F (57°C)	Fixed Temperature	25 feet x 25 feet (7.62m x 7.62m)
5604A	Single	Lettering	194°F (90°C)	Fixed Temperature	25 feet x 25 feet (7.62m x 7.62m)

*NOTE: Refer to ULC guidelines for spacing reductions when ceiling heights exceed 10 feet.

NOT TO BE USED FOR INSTALLATION PURPOSES.



Canada
25 Interchange Way
Vaughan, Ontario L4K 5W3
Telephone: (905) 660-4655
Fax: (905) 660-4113

U.S.A.
4575 Witmer Industrial Estates
Niagara Falls, NY 14305
Toll Free: (888) 660-4655
Fax Toll Free: (888) 660-4113

Web page: <http://www.mircom.com> Email: mail@mircom.com

Distributed by:

ISO 9001:2008
REGISTERED



CAT. 5170
Rev. 1