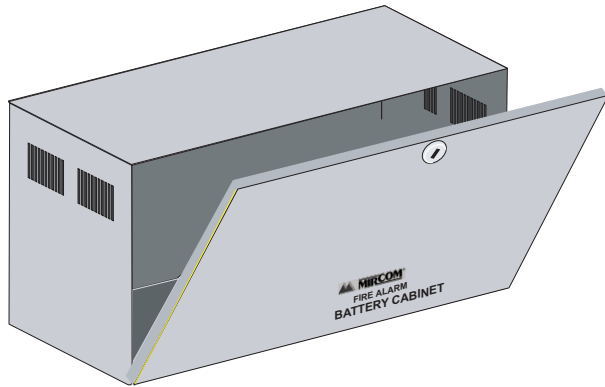


Features

- Intended for use with Mircom Fire Alarm Control Panels
- Bottom hinged door that opens downwards
- Holds up to 75 Ah batteries
- White and Red color



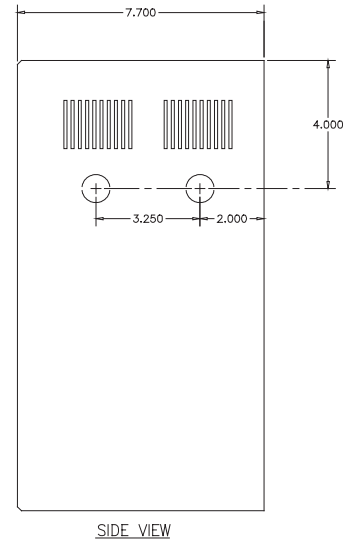
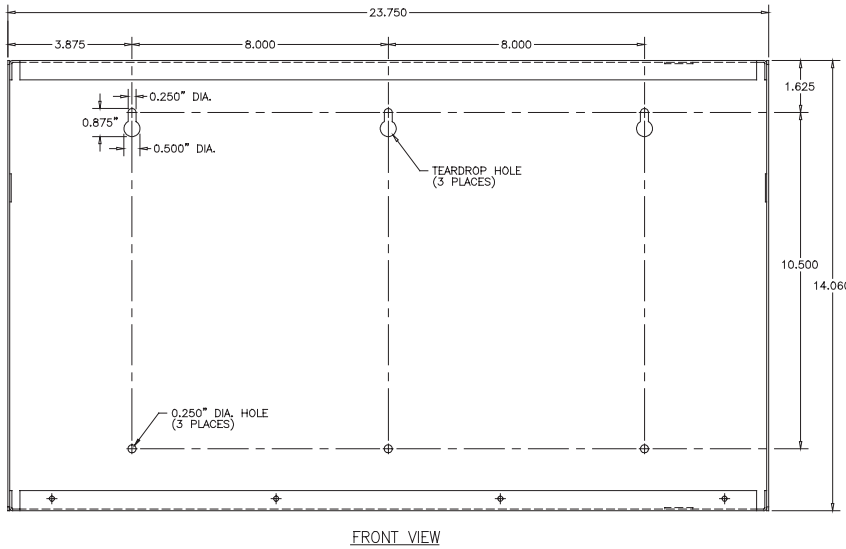
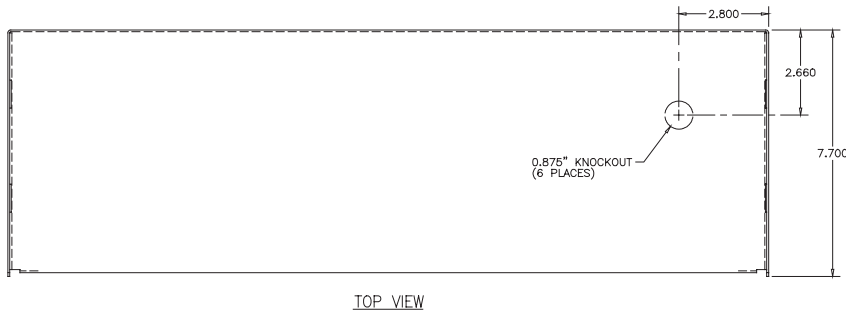
Description

Mircom's Battery Cabinet is intended for use with Mircom Fire Alarm Control Panels. It comes complete with a lockable bottom hinged door that opens downwards to allow access to the battery compartment. The BC-160 Battery Cabinet has a white finish and holds up to 75 Ah batteries. The BC-160R Battery Cabinet has a red finish and holds up to 75 Ah batteries.

Installation

Place the Battery Cabinet in a clean, dry, vibration-free area, a minimum of 6" below the Control Panel it is being used with. Align the Battery Cabinet and Control Panel knock-outs so as to simplify conduit installation. Mount the Battery Cabinet, using the 6 pre-drilled mounting holes, to the wall. Connect the Battery Cabinet to the Control Panel cabinet with conduit between the adjacent knock-outs.

Dimensions



Ordering Information

Model	Description
BC-160	Battery Cabinet - White (Mounts up to 75Ah Battery)
BC-160R	Battery Cabinet - Red (Mounts up to 75Ah Battery)



Canada

25 Interchange Way Vaughan, ON L4K 5W3
Telephone: (905) 660-4655 | Fax: (905) 660-4113

U.S.A.

4575 Witmer Industrial Estates Niagara Falls, NY 14305
Toll Free: (888) 660-4655 | Fax Toll Free: (888) 660-4113

www.mircom.com



THIS INFORMATION IS FOR MARKETING PURPOSES ONLY AND NOT INTENDED TO DESCRIBE THE PRODUCTS TECHNICALLY.

For complete and accurate technical information relating to performance, installation, testing and certification, refer to technical literature. This document contains intellectual property of Mircom. The information is subject to change by Mircom without notice. Mircom does not represent or warrant correctness or completeness. All rights reserved. All other trademarks and registered trademarks are properties of their respective owners.

CAT. 5307

Rev. 8