



## Description

MGC's FS-400-RR-WP Weather Protected Strobe is a robust and reliable solution designed to thrive in challenging environments. Crafted for outdoor installations, the FS-400-RR-WP is fortified against various environmental factors, ensuring unwavering performance in all conditions.

With a temperature range from -40°C to 66°C (-40°F to 151°F), the FHS-400-RR-WP is engineered to withstand extreme weather conditions, making it a dependable choice for a wide range of outdoor applications.

The FS-400-RR-WP can be field configured for 15, 15/75, 30, 75, 110, 185 cd. The weather protected strobe is designed for installation on walls. Its design ensures easy insertion with minimal impact on the enclosure. This comprehensive package includes a high performance strobe, a durable backbox, and a transparent cover.

The distinctive red backbox and transparent cover not only enhance the device's aesthetic appeal but also serve a practical purpose, providing quick and easy identification for seamless recognition.

The FS-400-RR-WP can be synchronized using an FACU or PSU with the MGC sync protocol or through an external sync module for compatibility with any UL/ULC FACU or PSU.

The MGC FS-400-RR-WP is listed to UL standard 1638, Visible Signaling Devices for Fire Alarm and Signaling Systems and standard 1971, Signaling Devices for the Hearing Impaired and, ULC standard S526, Visible Signal Devices for Fire Alarm Systems

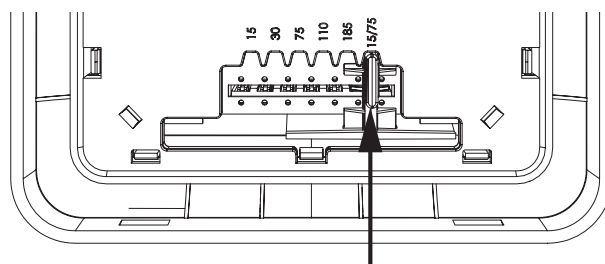
## Features

- Outdoor-ready design with protection against environmental factors.
- Reliable Performance in extreme weather conditions
- Operating Temperature Range from -40°C to 66°C (-40°F to 151°F)
- Advanced LED technology provides superior current draw performance
- Standard and High candela settings in one unit to meet virtually any application.
  - 15, 15/75, 30, 75, 110, 185 cd
- Synchronization available with MGC Protocol or through external sync module for compatibility with any UL/ULC FACU or PSU.
- Listed for Wall Mounting
- Removable side tabs for different types of installations
- Designed for easy installation with minimal impact on the enclosure
- Red backbox with transparent cover for quick identification
- Support 12 to 22 AWG wire

## Agency Listings

- UL 1971
- UL 1638
- ULC S525

## Candela Settings



Candela selector tab



# Specifications

## General Specifications

Operating Temperature	-40°C to 66°C (-40°F to 151°F)
Humidity Range	0% to 93%
Strobe Flash Rate	1 Hz
Nominal Voltage	Regulated 24 VDC/VFWR
Operating Voltage Range (RMS)	16 – 33 VDC/VFWR
Input Terminal Wire Gauge	22 AWG to 12 AWG
Installation Environment	Outdoor Environment Wet Location

## FS-400-RR-WP Operating RMS Currents (mA)

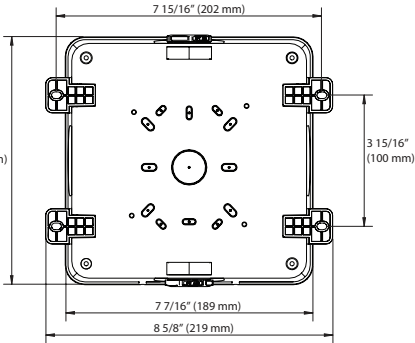
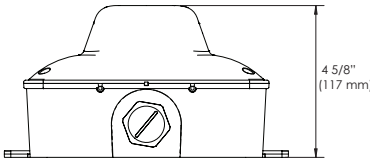
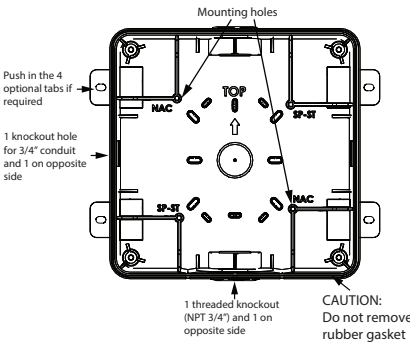
Candela	Regulated 24 VDC	Regulated 24 VFWR
15	28	64
30	44	106
75	198	189
15/75	109	189
110*	115	189
185*	221	241

\* For General Signaling only

## Light Output Dispersion

Degrees	% of Candela Setting	
	Horizontal Dispersion	Vertical Dispersion, Wall to Floor
± 0°	184	188
± 5°	178	204
± 10°	173	195
± 15°	169	158
± 20°	162	124
± 25°	153	125
± 30°	147	114
± 35°	143	109
± 40°	136	94
± 45°	140	82
± 50°	150	74
± 55°	128	77
± 60°	75	73
± 65°	75	66
± 70°	57	65
± 75°	61	52
± 80°	69	45
± 85°	77	39
± 90°	63	32
Compound ± 45°	51	-

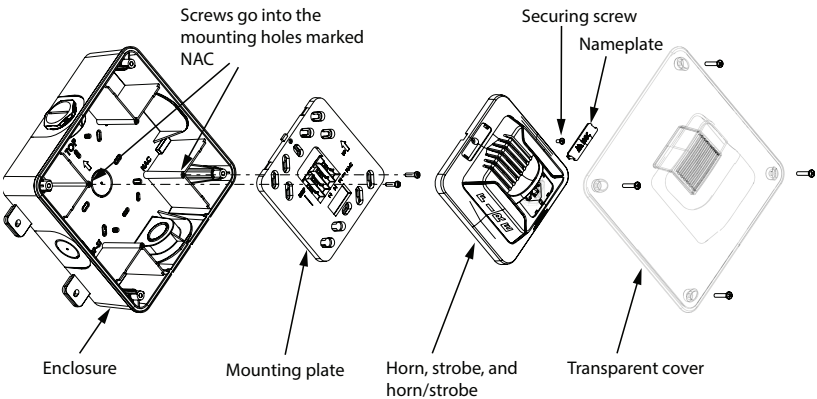
# Dimensions



## Mounting

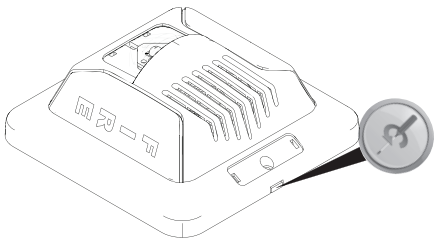
Mount the enclosure on the wall. When mounting on the wall, mount the enclosure with the word TOP at the top, and mount the device with the MGC nameplate at the top.

Note: Image for reference use only, go to Installation Manual LT-6511 for additional information.



## Removing the Device from the Mounting Plate

To remove the device from the mounting plate, remove the nameplate and the securing screw, then insert a flathead screwdriver into the slot between the device and the mounting plate, and rotate the screwdriver.



## Ordering Information

Model	Description
FS-400-RR-WP	Weather Protected Wall Mount Strobe, Red (Includes device & enclosure)
ENCL-400-WP	Weather Protected Red Enclosure
MIX-4050	Mircom Synchronization Module
MRI-4050	Secutron Synchronization Module

**Note:** Devices from the 400 NACs Series designed for indoor use are not compatible with the ENCL-400-WP for outdoor installations.



### Canada

25 Interchange Way Vaughan, ON L4K 5W3  
Telephone: (905) 660-4655 | Fax: (905) 660-4113

### U.S.A.

4575 Witmer Industrial Estates Niagara Falls, NY 14305  
Toll Free: (888) 660-4655 | Fax Toll Free: (888) 660-4113

www.mircom.com



This document is provided by Mircom Technologies Ltd., MGC Systems Corp., or their affiliates, subsidiaries and brands, for convenience or marketing only and does not describe products or services technically. For technical information refer to technical manuals. We do not make representations or warranties regarding this information, including as to completeness or accuracy. We may change these contents at any time and reserve all rights in the contents, including copyrights, trademarks and other intellectual property.

CAT. 5367

Page 3 of 3

Rev. 0