


SPEAKERS

SPP-204-25 (White)
SPP-204-70 (White)
SPP-204-25R (Red)
SPP-204-70R (Red)



SPEAKER STROBES

SPPS-204-25 (White)
SPPS-204-70 (White)
SPPS-204-25R (Red)
SPPS-204-70R (Red)

Features

- Advanced LED technology provides superior current draw performance.
- Speaker only or Speaker Strobe options
- Speaker power setting: ¼, ½, 1, 2 W
- Field selectable candela settings: 15, 30, 75, 110, 185, 15/75
- Factory default setting for the SPPS-204-25 is 15cd
- Standard and high candela settings in one unit (speaker strobe) to meet virtually any application
- Built-in Synchronization
- User friendly candela selector tab on device
- DIP switch setting for Sync and Non-sync selection

Description

The Wall Speaker and Speaker Strobe SPP-204 and SPPS-204 Series offer an audible/visual solution that delivers exceptional energy efficiency in a compact design.

Utilizing advanced LED technology, SPPS-204 Series provides a much lower current draw than xenon bulb technology. This in turn allows for more devices on a notification appliance circuit while reducing the number of external power supplies required.

The SPPS-204 speaker strobe and the SPP-204 speaker are designed to meet UL1480, UL1638 / ULC S541, ULC S526 requirements for visual and audible notification appliance.

Mircom's Notification Appliances comply with all agency requirements including the 2016 edition of NFPA 72.

Benefits

Energy Efficient: Allows for a higher capacity of notification devices per circuit and eases external power supply requirements.

Flexible: Multiple language plastic inserts included with speaker strobes (English/French/Spanish)

Simple: Utilizes standard 4" back box for easy installation

Specifications

Operating temperature	0°C to 50°C (32°F to 122°F)
Humidity range	0% to 93%
Strobe flash rate	1 Hz (1 flash per sec.)
Nominal strobe voltage	Regulated 24VDC/VFWR
Operating voltage range	16-33 VDC/VFWR
Nominal speaker voltage	25V or 70.7Vrms
Speaker Size	4"
Power Setting	¼, ½, 1, 2 W
Speaker Frequency Range	400 -4000 Hz
Terminal wire gauge	12-22 AWG



Audible Ratings

SOUND PRESSURE LEVEL OUTPUT

SPP-204 SERIES				
WATT Tap	UL Reverberant (dBA@10ft)		UL Anechoic (dBA@3m)	
	70	25	70	25
2	88.5	88.5	85.5	86.5
1	86.2	86.5	81.9	83.1
1/2	83.4	83.7	79.2	80.3
1/4	80.2	80.5	76.0	76.9

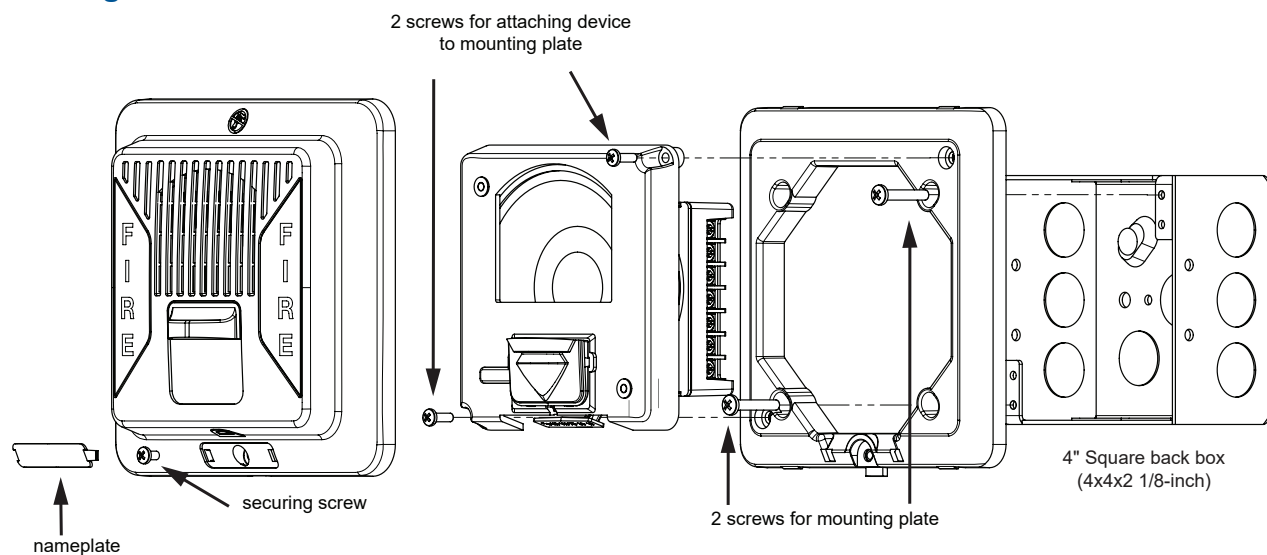
SPPS-204 SERIES				
WATT Tap	UL Reverberant (dBA@10ft)		ULC Anechoic (dBA@3m)	
	70	25	70	25
2	88.4	88.4	86.5	85.8
1	86.1	86.3	83.9	83.5
1/2	83.4	83.6	81.1	80.7
1/4	80.1	80.3	77.9	77.5

Strobe Ratings

STROBE OPERATION RMS CURRENTS (mA)

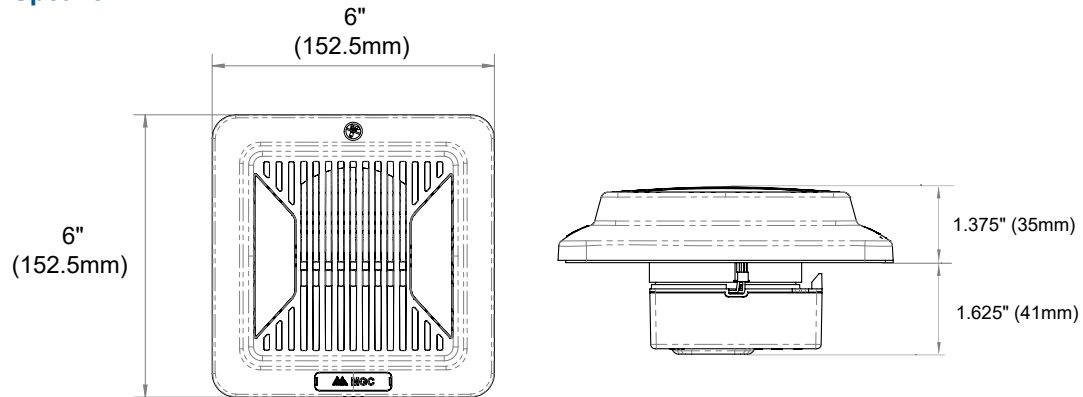
SPPS-104 SERIES		
Candela	Regulated 24VDC	Regulated 24VFWR
15	33	27
30	55	53
75	98	93
110	193	177
185	268	241
15/75	102	98

Mounting

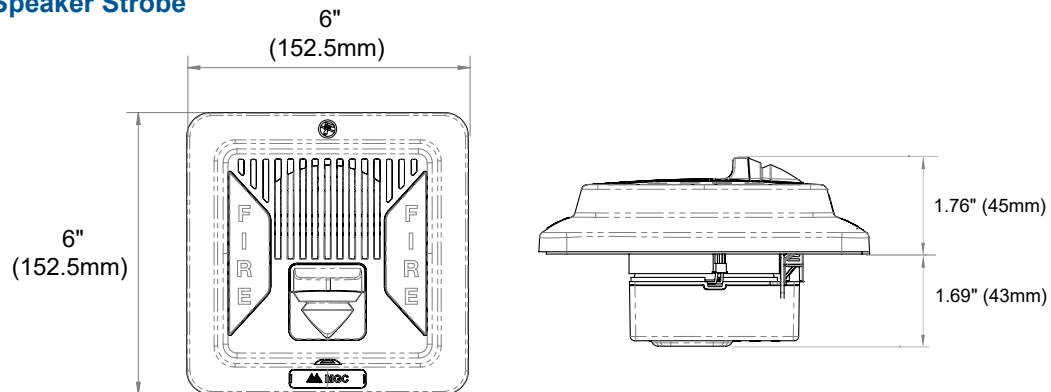


Dimensions

Wall Speaker



Wall Speaker Strobe



Ordering Information

Model	Description
SPP-204-25	Wall mounted speaker 25V White
SPP-204-70	Wall mounted speaker 70V White
SPP-204-25R	Wall mounted speaker 25V Red
SPP-204-70R	Wall mounted speaker 70V Red
SPPS-204-25	Wall mounted speaker strobe 25V White
SPPS-204-70	Wall mounted speaker strobe 70V White
SPPS-204-25R	Wall mounted speaker strobe 25V Red
SPPS-204-70R	Wall mounted speaker strobe 70V Red



Canada
 25 Interchange Way
 Vaughan, Ontario L4K 5W3
 Telephone: (905) 660-4655
 Fax: (905) 660-4113

U.S.A.
 4575 Witmer Industrial Estates
 Niagara Falls, NY 14305
 Toll Free: (888) 660-4655
 Fax Toll Free: (888) 660-4113



THIS INFORMATION IS FOR MARKETING PURPOSES ONLY AND NOT INTENDED TO DESCRIBE THE PRODUCTS TECHNICALLY.

For complete and accurate technical information relating to performance, installation, testing and certification, refer to technical literature. This document contains intellectual property of Mircom. The information is subject to change by Mircom without notice. Mircom does not represent or warrant correctness or completeness.