



FX-2003-6DS-16LED in a universal enclosure, ordered separately

Description

Mircom's FX-2003-6DS-16LED Intelligent Analog Fire Alarm Control Panel is designed to provide maximum flexibility of intelligent system requirements while also providing easy installation and operation at a cost-effective price.

The FX-2003-6DS-16LED base panel consists of one intelligent signaling line circuit (SLC) capable of supporting 99 intelligent sensors and 99 intelligent modules. In addition the base panel includes Four Class A/B (Style Z/Y) Notification Appliance Circuits rated at 1.7 Amps each, a 4 x 20 back-lit alphanumeric LCD display with 16 bi-colored LEDs and a 6 Amp power supply.

The FX-2003-6DS-16LED with 16 bicolored LEDs has provision to mount two programmable modules such as a RAX-1048TZDS LED annunciator, IPS-2424DS input switch module or an FDX-008W/KI fan damper control module. In addition the FX-2003-6DS-16LED supports up to 3 adder modules such as the ALC-396S SLC loop adder module or SGM-1004A indicating circuit module.

The enclosure which is ordered separately consists of a black backbox (UB-1024DS) with a beige (DOX-1024DS) or red (DOX-1024DSR) door. A Fire Retardant Lexan window in the hinged door allows for viewing of the display and controls. The enclosure comes with a durable CAT-30 lock and key and space is provided for up to 18 AH Gel Cell batteries.

Features


- One expandable to five Intelligent Signaling Line Circuits (SLC)
- Each SLC Loop is capable of supporting 99 Analog Sensors and 99 Addressable Modules which can be wired in Class A (Style 6 or 7) or Class B (Style 4)
- Four Class A/B (Style Z/Y) Notification Appliance Circuits rated at 1.7 Amps each
- Large 4 by 20 character Back-lit LCD Display with user friendly menu and 16 bi-colored LEDs for annunciation
- 6 Amp power supply
- Provision for two programmable modules and 3 adder modules
- Configurable for Two Stage operation
- Three level password protection with field programmable definition which enables the installer to determine what functions are accessible for each password level
- Panel Security to protect site configurations
- Manual Control Enable which allows password protection for all front panel function switches
- Correlatable Switch Inputs which allows for multi-functional outputs
- Four Alarm Queues with selector switches and LEDs for Alarm, Supervisory, Monitor and Trouble
- Auxiliary relay contacts for Common Alarm, Common Supervisory and Common Trouble
- RS-232 output for remote system printer or CRT
- Two Event History Logs comprised of a 1000 Alarm History Log for alarm related events and a 2000 Event Log for all events
- Front Panel Auto-Configure and/or Computer laptop Programmable
- Common Control switches and/or indicating LEDs for System Reset, Signal Silence, Fire Drill, Acknowledge, General Alarm, Lamp Test, A.C. On, Pre-Alarm and Ground Fault
- Built-in One Man Walk Test operation
- Configurable for Coded Operation
- Panel selection for UL or ULC requirements for smoke sensors (sensitivity) via computer laptop
- Capability to adjust Intelligent Smoke Detector sensitivity level



NYC
Fire Dept



FX-2003-6DS-16LED Standard Series Fire Alarm Control Panel



DOX-1024DS



DOX-1024DSR

FX-2003-6DS-16LED Expanded Main Control Unit

The FX-2003-6DS-16LED Main Control Unit comes complete with one intelligent signaling line circuit (99 Analog Sensors and 99 Addressable Modules), 4 Class A/B (Style Z/Y) Notification Appliance Circuits (1.7 Amps each), a 4 line by 20 character back-lit LCD display with an additional 16 LED's for annunciation and a 6 Amp Power Supply which charges 10-24 AH batteries. The FX-2003-6DS-16LED has provision for two programmable modules and provides space for up to 3 adder modules. The FX-2003-6DS-16LED comes pre-mounted on a chassis that fits into the separately ordered UB-1024DS universal Backbox enclosure.

UB-1024DS Enclosure

The UB-1024DS enclosure supports one FX-2003-6DS-16LED and up to 18 AH Batteries. The enclosure features the universal CAT-30 lock and a removable door for easy installation and servicing. The enclosure is available in a white (DOX-1024DS) or red (DOX-1024DSR) exterior door. The FA-XT-TRB Semi-Flush Trim Ring is required for semi-flush mounting.

UB-1024DS Dimensions: 26"H x 14.5"W x 4.2"D
(66 cm x 36 cm x 11 cm)

Adder Loop Controller Modules



ALC-198S Single Analog Loop Controller Module

The ALC-198S Single Analog Loop Controller Module provides an additional analog loop to the FX-2000 consisting of 99 Analog Sensors and 99 Addressable Modules. The ALC-198S occupies one module slot in the FX-2003-6DS-16LED.



ALC-H16 Hardwire Loop Controller Module

The ALC-H16 Hardwire Loop Controller Module allows the FX-2000 to support an additional sixteen (16) conventional hardwire adder modules. The hardwire modules consist of the DM-1008 Eight Initiating Circuit Module, SGM-1004 Four Indicating Circuit Module and the RM-1008 Eight Relay Circuit Module. The ALC-H16 occupies one module slot in the FX-2003-6DS-16LED.



ALC-396S Dual Analog Loop Controller Module

The ALC-396S Dual Analog Loop Controller Module provides two additional analog loops to the FX-2000 consisting of 99 Analog Sensors and 99 Addressable Modules per loop. The ALC-396S occupies one module slot in the FX-2003-6DS-16LED.

FX-2000 Standard Series System Maximums

- 500 Input Circuits
- 150 Output Circuits
- 5 Intelligent Addressable Loops
- 4 Remote LCD Annunciators
- 4 Main LED Annunciators
- 100 Manual Control Switches

Adder Hardwire Modules




DM-1008A Eight Initiating Circuit Module

The DM-1008A provides 8 Class B (Style B) or 4 Class A (Style D) Initiating Circuits configurable for Alarm, Supervisory or Trouble zones. The DM-1008A occupies one module slot in the FX-2003-6DS-16LED.



SGM-1004A Four Indicating Circuit Module

The SGM-1004A provides 4 Class A/B (Style Z/Y) Notification Appliance Circuits configurable as Silenceable or Non-Silenceable. Each NAC circuit is rated at 1.7 Amps. The SGM-1004A occupies one module slot in the FX-2003-6DS-16LED.



RM-1008A Eight Relay Circuit Module


The RM-1008A provides the FX-2003-6DS-16LED with eight individual configurable relays per module. Each relay provides one Form C contact rated at 28 VDC @1 Amp (resistive load) as well as a Green LED to indicate that the relay is active. The RM-1008A occupies one module slot in the FX-2003-6DS-16LED.

Adder Auxiliary Modules



UDACT-300A Digital Alarm Communicator Module

The UDACT-300A Digital Alarm Communicator Module allows the FX-2003-12N to transmit addressable point information to a central station. The UDACT-300A occupies one module slot in the FX-2003-6DS-16LED.



PR-300 Polarity Reversal/City Tie Module

The PR-300 Polarity Reversal/City Tie Module provides the system with a supervised City Tie and Polarity Reversal connection. The PR-300 occupies one module slot in the FX-2003-6DS-16LED.

Programmable Modules



RAX-1048TZDS Programmable LED Annunciator Module
The RAX-1048TZDS Programmable LED Annunciator Module provides 48 programmable bi-colored LEDs. The RAX-1048TZDS connects to the main panel or a RAX-LCD or RAM-1032TZDS when mounted remotely. The RAX-1048TZDS occupies one display position in the UB-1024DS, BBX-1024XT, BB-1000 or BB-5000 Series enclosures.



FDX-008W

FDX-008WKI

FDX-008W/KI Fan Damper Modules

The FDX-008W Fan Damper Module provides configurable output circuits for Fan Damper and Purge control and has 8 switches.

The FDX-008WKI provides 7 switches and a terminal block is used to connect a key switch to enable the fan/purge control function.

The FDX-008W/KI connects to the main panel or the RAX-LCD when mounted remotely. It uses MIX-M500CH for control of fans or dampers and two MIX-M501A for status. The FDX-008W/KI occupies one display position in the UB-1024DS, BB-1000 or BB-5000 enclosures.



IPS-2424DS Programmable Input Switches Module


The IPS-2424DS provides 24 programmable switches that can be configured for ancillary functions such as zone bypass or added common control functions. The IPS-2424DS connects to main panel or the RAX-LCD when mounted remotely. The IPS-2424DS occupies one display position in the UB-1024DS, BBX-1024XT, BB-1000 or BB-5000 Series enclosures.

Remote Annunciators



RAX-LCD Remote LCD Annunciator

The RAX-LCD Remote LCD Annunciator provides the same functions as the main display on the fire alarm control panel. The RAX-LCD occupies one display position in the BB-1000 or BB-5000 Series enclosures.



RAM-1032TZDS Main Remote LED Annunciator


The RAM-1032TZDS Main Remote LED Annunciator provides common annunciator functions and 32 Bi-Coloured LEDs and 32 Trouble LEDs. The RAM-1032TZDS occupies one display position in the BB-1000 or BB-5000 enclosures.

Graphic Annunciator Driver Modules



MGD-32 Master Graphic Driver Module

The MGD-32 Master Graphic Driver Module provides common control inputs for the common control switches. The MGD-32 mounts in a graphic annunciator wallbox or in the BB-5000 enclosures. An external power supply required for incandescent lamps and lamp test.



AGD-048 Adder Graphic Driver Module

The AGD-048 Adder Graphic Driver Module can be used with the MGD-32 to support an additional 48 supervised outputs. The AGD-048 mounts in a graphic annunciator wallbox or in the BB-5000 enclosures.

FX-2003-6DS-16LED Electrical Specifications

AC Line Voltage	120V 60Hz / 240V 50Hz 2 Amps. / 1 Amps. (primary)	
Power Supply ratings	6 Amps. Max. (secondary)	
Indicating Circuits	24VDC unfiltered 5 Amps. max.	
Battery	24VDC, Gel-Cell Lead-Acid	
Charging Capability	10-24 AH batteries	
Current Consumption	Standby	230 mA
	Alarm	380 mA

Ordering Information

Model	Description
FX-2003-6DS-16LED	Expanded Main Control Unit c/w one Intelligent Signaling Line Circuit (SLC), with an additional 16 LED Zones for annunciation, 4 Class A/B (Style Z/Y) Notification Appliance Circuits and a 6 Amp power supply. Provides space for two programmable modules and 3 adder modules. Mounts in the UB-1024DS enclosure.
UB-1024DS	Universal Backbox for Compact Main Control Units, Black
DOX-1024DS	Universal Door for UB-1024DS Backbox, White
DOX-1024DSR	Universal Door for UB-1024DS Backbox, Red
Adder Loop Controller Modules	
ALC-198S	Single Loop Intelligent Analog Loop Controller Module (99 Analog Sensors and 99 Addressable Modules)
ALC-396S	Dual Loop Intelligent Analog Loop Controller Module (198 Analog Sensors and 198 Addressable Modules)
ALC-H16	Hardwire Loop Controller Module. Supports 16 Conventional Hardwired Modules.
Adder Hardwire Modules	
DM-1008A	Eight Class B (Style B) or 4 Class A (Style D) Initiating Circuit Module
SGM-1004A	Four Class A/B (Style Z/Y) Indicating Circuit Module (Rated at 1.7 Amps per circuit)
RM-1008A	Eight Relay Circuit Module c/w eight form C relays (Rated for 28 VDC @ 1 Amp max. per relay)
Adder Auxiliary Modules	
UDACT-300A	Digital Alarm Communicator Transmitter/Dialer Module
PR-300	Polarity Reversal and City Tie Module
Programmable Modules	
RAX-1048TZDS	Programmable Adder LED Annunciator Module c/w 48 bi-coloured LEDs and 48 Trouble LEDs
IPS-2424DS	Programmable Input Switches Module c/w 24 selector switches and 24 bi-coloured LEDs
FDX-008W	Fan Damper Control Display Module (8 SWITCH)
FDX-008WKI	Fan Damper Control Display Module (7 SWITCH & KEY)
Remote Annunciators	
RAX-LCD	Remote Shared Display LCD Annunciator c/w Display Queues and Common Controls.
RAM-1032TZDS	Main LED Annunciator Module c/w Common Control Features, Indicators and 32 Bi-Coloured LEDs and 32 Trouble LEDs
Graphic Annunciator Driver Modules	
MGD-32	Master Graphic Driver Module c/w Fire Alarm Common Control Switch Inputs and 32 Supervised Outputs
AGD-048	Adder Graphic Driver Module c/w 48 Supervised Outputs



Canada

25 Interchange Way Vaughan, ON L4K 5W3
Telephone: (905) 660-4655 | Fax: (905) 660-4113

U.S.A.

4575 Witmer Industrial Estates Niagara Falls, NY 14305
Toll Free: (888) 660-4655 | Fax Toll Free: (888) 660-4113

www.mircom.com



This document is provided by Mircom Technologies Ltd., MGC Systems Corp., or their affiliates, subsidiaries and brands, for convenience or marketing only and does not describe products or services technically. For technical information refer to technical manuals. We do not make representations or warranties regarding this information, including as to completeness or accuracy. We may change these contents at any time and reserve all rights in the contents, including copyrights, trademarks and other intellectual property.

CAT. 5938

Page 5 of 5

Rev. 1