

Description

The MIX-4070-M Multi Isolator Module is a device that enables the SLC communication loop to continue operating when a short circuit occurs on one section of the loop. It is designed to be used with an MGC compatible Fire Alarm Control Unit. The MIX-4070-M provides eight (8) isolator sections, each being electrically isolated from others.

On each section in use, an LED indicator blinks to indicate a normal condition and turns on solid during a short circuit condition. Each section will automatically restore the protected communication loop section to the normal condition when the short circuit is removed. Each isolation section can isolate an SLC section that has a maximum load of 0.4A and a minimum load of 0.0A. The maximum resistance that will switch the isolator from closed to open is 10Ω.

The module is a hardware only device that does not require an address. This is a low current device. There are no limits on the number of MIX-4070-M units installed on the SLC as long as total loop current limit is respected. Any unused section can be left unconnected without affecting other sections. All connections to the MIX-4070-M are done through plug-in terminal blocks.

The MIX-4070-M provides a fast and quick installation as it comes with plug-in terminal blocks and it can be easily mounted on the DIN rail without using any additional tool.

The MIX-4070-M can be mounted on either the BB-4002R which supports up to 2 multi-modules or on the BB-4006R which allows up to 6 multi-modules. The MIX-4070-M can also be mounted on any UL/ULC listed backbox enclosure by using the mounting bracket kit.

Features

- Provides 8 isolator sections which are electrically isolated from each other
- Allows the SLC loop to continue operating when a short circuit occur on one section of the loop
- Each isolation section has an LED indicator to signal normal condition (blinks) or short circuit condition (solid), allowing easy identification of a faulty SLC section
- Self-restoring capability on each section once a short circuit is removed
- Affordable and space efficient
- Mounting clip for DIN rail and plug-In terminal blocks for fast and easy installation
- No module address required
- Any unused section can be left unconnected without affecting other sections
- Compatible with FX-400, FX-401 and Flex-Net FX-4000 Fire alarm control panels
- Up to 2 modules can be mounted on UL/ULC listed backbox enclosure, BB-4002R
- Up to 6 modules can be mounted on UL/UL listed backbox enclosure, BB-4006R
- Mounting bracket kit allows to mount it on any other UL/ULC listed equivalent backbox enclosure

Technical Specifications

Normal Operating Voltage	15 to 29VDC
Activation Current	9.5 mA per activated section
Standby Current	0.56 mA per used section
Operating Temperature Range	32°F to 120°F (0°C to 49°C)
Humidity Range	10% to 93% non-condensing
Dimensions	110 mm x 93 mm (4 5/16 x 3 11/16 in)
Wiring range on all terminals	12-22 AWG

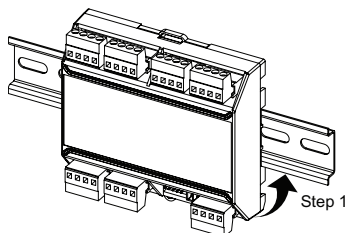


Mounting Instructions

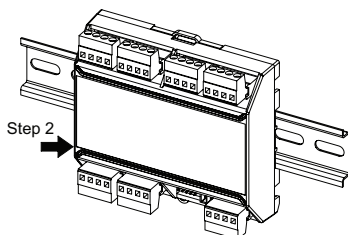
The MIX-4070-M can be mounted on a top-hat style 35mm wide DIN rail included in the MGC listed enclosure or any equivalent Listed enclosure (see document LT-6749) by using the MGC-4000-BR (Mounting bracket kit).

- BB-4002R for 1 or 2 modules (see document LT-6736)
- BB-4006R for up to 6 modules (see document LT-6736)

1. Hook the multi module device onto the bottom of the DIN rail with three teeth.



2. Push the multi module device onto the DIN rail and release the clip.

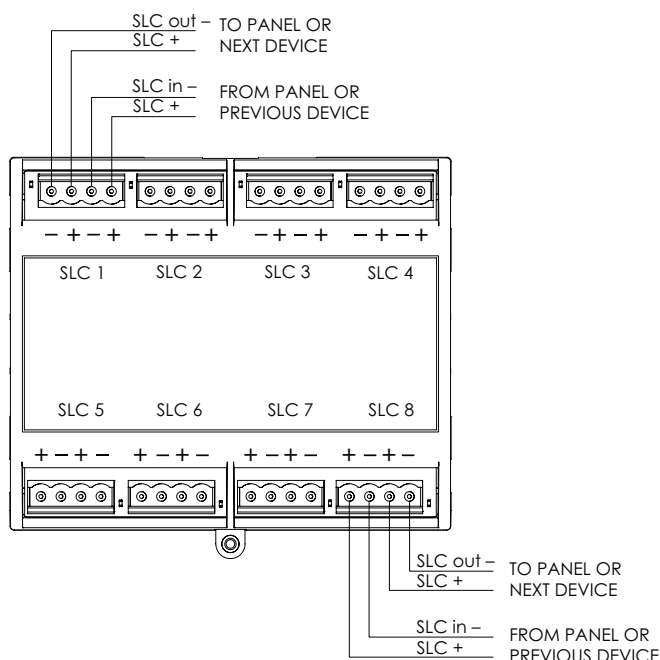


BB-4002R

BB-4006R

Wiring Diagram

It is recommended to disconnect the SLC line before performing installation or service.



Ordering Information

Model	Description
MIX-4070-M	4000 Series Multi Isolator Module (8 Isolator Sections)
BB-4002R	Box for 2 MIX-4000 Multi modules, red door
BB-4006R	Box for 6 MIX-4000 Multi modules, red door
MGC-4000-BR	Mounting Bracket Kit for Multi modules



Canada

25 Interchange Way Vaughan, ON L4K 5W3
Telephone: (905) 660-4655 | Fax: (905) 660-4113

U.S.A.

4575 Witmer Industrial Estates Niagara Falls, NY 14305
Toll Free: (888) 660-4655 | Fax Toll Free: (888) 660-4113

www.mircom.com

This document is provided by Mircom Technologies Ltd., MGC Systems Corp., or their affiliates, subsidiaries and brands, for convenience or marketing only and does not describe products or services technically. For technical information refer to technical manuals. We do not make representations or warranties regarding this information, including as to completeness or accuracy. We may change these contents at any time and reserve all rights in the contents, including copyrights, trademarks and other intellectual property. All other trademarks and registered trademarks are properties of their respective owners.

CAT. 6111

Page 2 of 2

Rev. 0