2-WIRE VIDEO INTERCOM SYSTEM - 2-WIRE BUS SPLITTER VX-SP



Features

- Two bus connections for input/output wiring
- Four connections for entry panels or indoor monitors
- Supports flexible system distribution
- Non-removable screw-terminal connectors
- Screw-mount installation
- Designed for use with the VX 2-wire bus architecture

Description

The VX-SP is a compact 2-wire BUS splitter designed to simplify device distribution within the VX video intercom system. It provides two BUS input/output connections and four additional connections for outdoor entrance panels or indoor monitors, enabling flexible system wiring and expansion across multi-residential installations.

Featuring non-polarized 2-wire connectivity, secure screw-terminal connections, and a compact screw-mount design, the VX-SP provides a straightforward and reliable way to branch the system BUS wherever multiple VX devices need to be connected.

Specification

	VX-SP
BUS Input/Output Connectors	2 (input/output)
Device Connections	4 connections for outdoor panels or indoor monitors
BUS Wiring	2-wire, non-polarized
Installation	Screw mount
Enclosure Material	Plastic
Color	White
Operating Temperature	-20°C to +60°C (-4°F to +140°F)
Weight	0.045 kg / 0.10 lb
Dimensions (W x H x D)	46 x 46 x 20 mm (1.81 x 1.81 x 0.79 in)

NOT TO BE USED FOR INSTALLATION PURPOSES.
THIS INFORMATION IS FOR MARKETING PURPOSES ONLY AND NOT INTENDED TO DESCRIBE THE PRODUCTS TECHNICALLY.

CATALOG NUMBER
6998

Application

New Construction

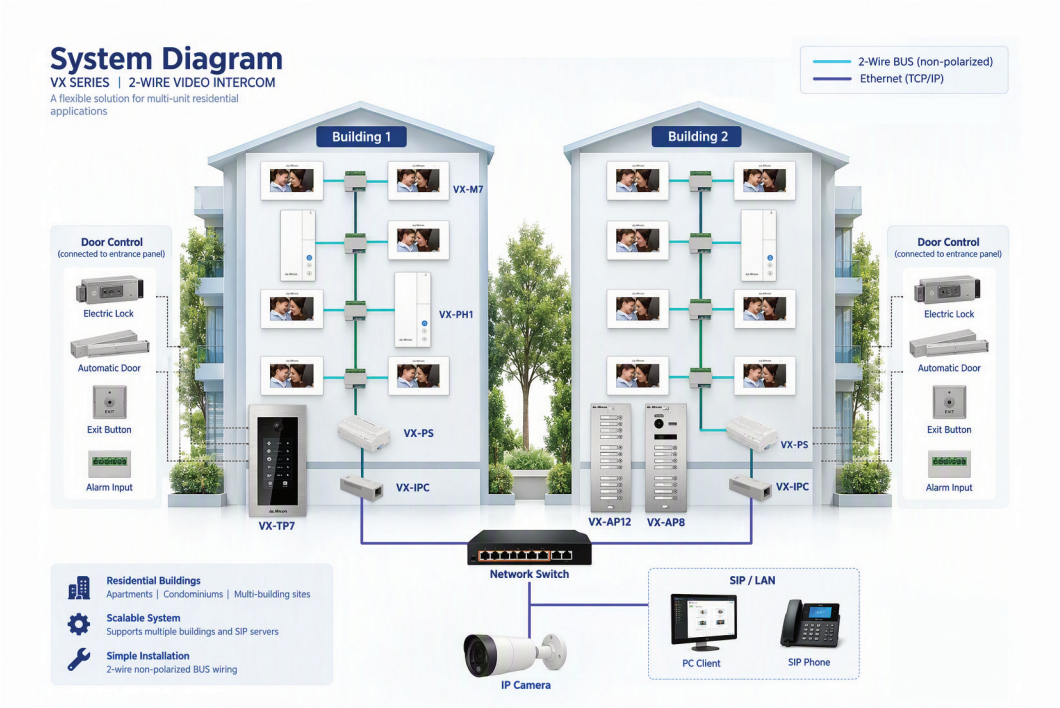

Retrofit

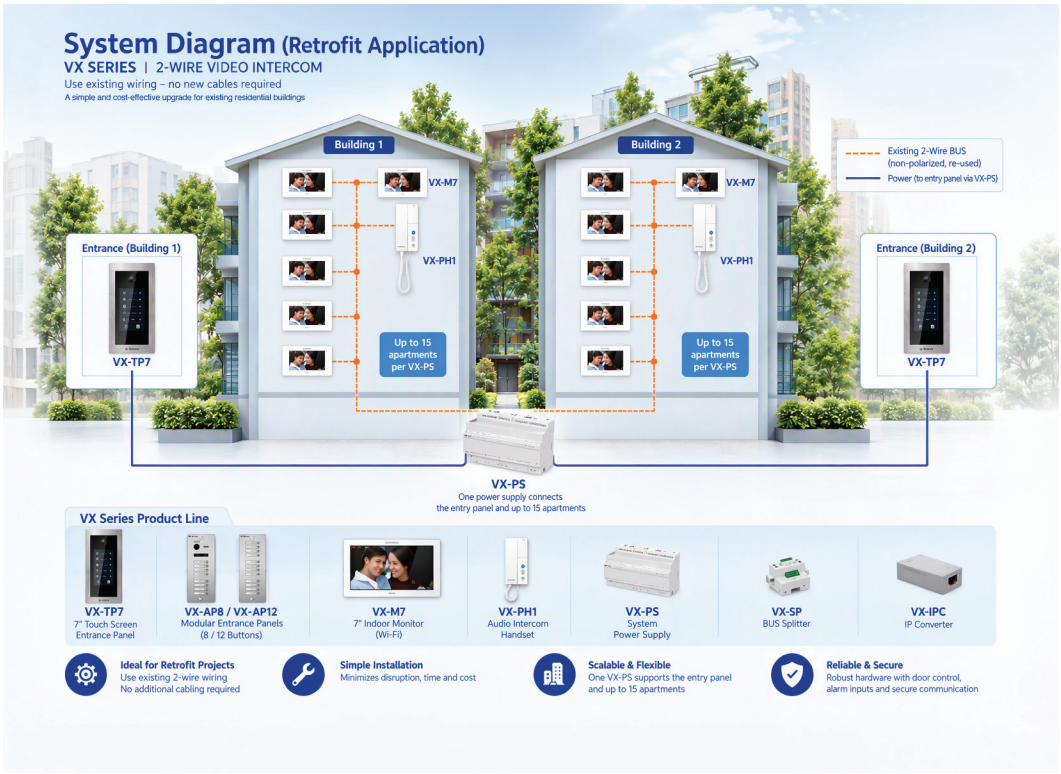

System Capacity and Limitations

Category	Specifications
System	**VX-TP7**: Maximum 4 units per system **VX-AP8**: Maximum 4 units per system. Each VX-AP8 can be expanded with up to 2 VX-AP12 units. **VX-M7**: Maximum 128 units per system **VX-PH1**: Maximum 128 units per system **VX-M7 & VX-PH1**: Combined: Maximum 128 units total per system **VX-AP8 & VX-AP12**: Supports up to 32 apartments **VX-TP7**: Supports up to 128 apartments
Power Supply & Splitter	**VX-SP**: One splitter can support up to 4 connected devices. **VX-PS**: One power supply can support up to 4 VX-SP splitters, for a maximum of 16 connected devices.
Wiring Distance	**VX-PS to Entry Panel (VX-AP8/VX-AP12 or VX-TP7)**: Maximum 100 m (328 ft) **VX-PS to Indoor Unit (VX-M7 or VX-PH1)**: Maximum 100 m (328 ft) **VX-PS to VX-SP Splitter**: Maximum 30–50 m (98–164 ft) **VX-SP Splitter to Indoor Unit (VX-M7 or VX-PH1)**: Maximum 10 m (32.8 ft) **VX-SP Splitter to VX-SP Splitter**: Maximum 10 m (32.8 ft)

Ordering Information

Model	Description
VX-M7	7" Touch screen monitor
VX-PH1	Intercom handset
VX-AP8	8-Button apartment intercom panel
VX-AP12	12-Button apartment intercom panel
VX-TP7	7" Touch screen apartment intercom panel
VXPS	System power supply
VX-SP	Splitter
VX-IPC	IP converter

Mircom

Canada
25 Interchange Way Vaughan, ON L4K 5W3
Telephone: (905) 660-4655 | Fax: (905) 660-4113

U.S.A.
4575 Witmer Industrial Estates Niagara Falls, NY 14305
Toll Free: (888) 660-4655 | Fax Toll Free: (888) 660-4113

www.mircom.com

This document is provided by Mircom Technologies Ltd., MGC Systems Corp., or their affiliates, subsidiaries and brands, for convenience or marketing only and does not describe products or services technically. For technical information refer to technical manuals. We do not make representations or warranties regarding this information, including as to completeness or accuracy. We may change these contents at any time and reserve all rights in the contents, including copyrights, trademarks and other intellectual property. All other trademarks and registered trademarks are properties of their respective owners.