2-WIRE VIDEO INTERCOM SYSTEM - IP CONVERTER

VX-IPC



Description

The VX-IPC is a compact 2-wire-to-IP converter designed to extend the connectivity and system capacity of the VX video intercom platform. By bridging the VX 2-wire BUS with an Ethernet/IP network, it enables integration with IP devices including SIP phones, IP cameras, and NVRs while supporting optional web-based management of compatible entrance panels and indoor monitors.

Featuring a non-polarized 2-wire BUS connection and an RJ45 Ethernet interface, the VX-IPC provides a simple way to integrate the VX intercom infrastructure with the building's IP network. It supports Cat5 cabling with distances specified up to 100 m between the converter and the PoE/network switch.

Features

- Simple installation
- LED indicators for system operating status
- Extends power supply and system capacity within larger buildings
- Provides integration between the 2-wire bus and compatible IP devices
- Supports connectivity to devices such as:
  - SIP phones
  - IP cameras
  - NVRs
  - Network switches
- Enables web-based system configuration and management
- Ethernet connectivity via Cat5 cabling
- Supports connection distances of up to:
  - 10 m to the system power supply
  - 100 m to a PoE/network switch

Specification

	VX-IPC
BUS Input/Output Connector	1
Ethernet Port	1 x RJ45
BUS Wiring	2-wire, non-polarized
Enclosure Material	Plastic
Color	White
Operating Temperature	-20°C to +60°C (-4°F to +140°F)
Weight	0.070 kg / 0.15 lb
Dimensions (W x H x D)	92 x 32 x 22 mm (3.62 x 1.26 x 0.87 in)
Dimensions (W x H x D)	46 x 46 x 20 mm (1.81 x 1.81 x 0.79 in)

NOT TO BE USED FOR INSTALLATION PURPOSES.
THIS INFORMATION IS FOR MARKETING PURPOSES ONLY AND NOT INTENDED TO DESCRIBE THE PRODUCTS TECHNICALLY.

CATALOG NUMBER

6999

Application

New Construction

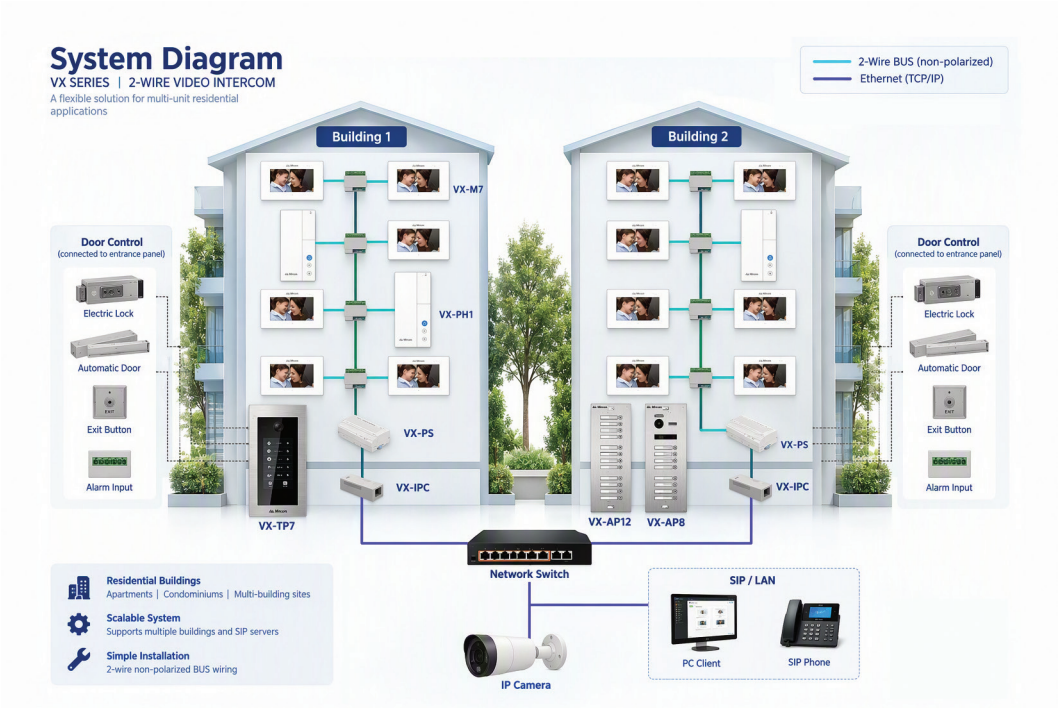

Retrofit

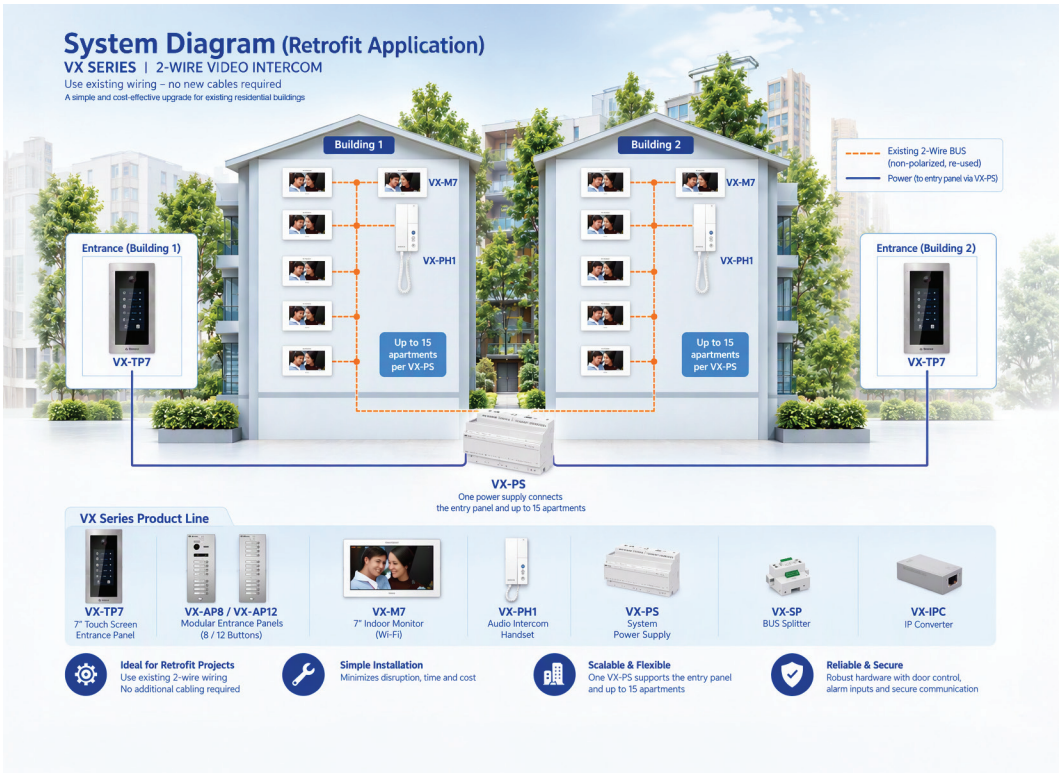

System Capacity and Limitations

Category	Specifications
System	**VX-TP7**: Maximum 4 units per system **VX-AP8**: Maximum 4 units per system. Each VX-AP8 can be expanded with up to 2 VX-AP12 units. **VX-M7**: Maximum 128 units per system **VX-PH1**: Maximum 128 units per system **VX-M7 & VX-PH1**: Combined: Maximum 128 units total per system **VX-AP8 & VX-AP12**: Supports up to 32 apartments **VX-TP7**: Supports up to 128 apartments
Power Supply & Splitter	**VX-SP**: One splitter can support up to 4 connected devices. **VX-PS**: One power supply can support up to 4 VX-SP splitters, for a maximum of 16 connected devices.
Wiring Distance	**VX-PS to Entry Panel (VX-AP8/VX-AP12 or VX-TP7)**: Maximum 100 m (328 ft) **VX-PS to Indoor Unit (VX-M7 or VX-PH1)**: Maximum 100 m (328 ft) **VX-PS to VX-SP Splitter**: Maximum 30–50 m (98–164 ft) **VX-SP Splitter to Indoor Unit (VX-M7 or VX-PH1)**: Maximum 10 m (32.8 ft) **VX-SP Splitter to VX-SP Splitter**: Maximum 10 m (32.8 ft)

Ordering Information

Model	Description
VX-M7	7" Touch screen monitor
VX-PH1	Intercom handset
VX-AP8	8-Button apartment intercom panel
VX-AP12	12-Button apartment intercom panel
VX-TP7	7" Touch screen apartment intercom panel
VXPS	System power supply
VX-SP	Splitter
VX-IPC	IP converter

Mircom

Canada
25 Interchange Way Vaughan, ON L4K 5W3
Telephone: (905) 660-4655 | Fax: (905) 660-4113

U.S.A.
4575 Witmer Industrial Estates Niagara Falls, NY 14305
Toll Free: (888) 660-4655 | Fax Toll Free: (888) 660-4113

www.mircom.com

This document is provided by Mircom Technologies Ltd., MGC Systems Corp., or their affiliates, subsidiaries and brands, for convenience or marketing only and does not describe products or services technically. For technical information refer to technical manuals. We do not make representations or warranties regarding this information, including as to completeness or accuracy. We may change these contents at any time and reserve all rights in the contents, including copyrights, trademarks and other intellectual property. All other trademarks and registered trademarks are properties of their respective owners.