

Features

- Modular design enables individual modules to be stocked
- Height of Frames match common apartment mail box sizes
- Corrosion-resistant exterior
- Made from anodized aluminum, the KV-Series Entry Panel can withstand years of environmental abuse
- Clear indication of tenant call buttons
- A 'paper-like' film directory insert can be easily updated
- Standard Rough-in backbox sizes

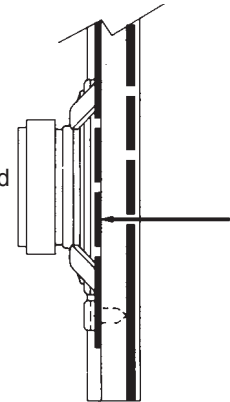
Mircom's ingenious design of KV-Series lobby panels are inspired by the continuous demands of architects, engineers, contractors and building owners.

Made from rugged aluminium alloy the KV-Series is built to withstand years of use and abuse. Vandal-resistant features include metal call buttons, a poke resistant speaker grill and unique locking mechanism. The metal buttons prevent vandals from melting them with cigarettes or lighters.

A variety of panels for speaker or handset intercom systems makes it easy to assembly a lobby panel to fit in virtually all applications. Each panel has a varying number of call buttons and directory spaces to accommodate system sizes from two to fifty apartments.

The modular construction of the K-Series panels makes it easy for distributors to stock and provide immediate delivery for their customers.

For vandalism protection a 16 AWG sheet of metal covers each speaker. A staggered arrangement of the speaker grill provides puncture protection without muffling the sound transmission of the speaker.



Backboxes & Frames

Surface or flush rough-in backboxes are available for each frame. All the backboxes are designed to house the system components of typical intercom systems.



Frames

Frames for the KV-Series vary in width to accommodate from one to six panels.

Dimensions

All frames have a standard outside dimension height of 483 mm (19 inches). The width will vary of the frame size.

- KF-101 153 mm (6 inches)
- KF-102 254 mm (10 inches)



KB-100 Series Flush Backboxes

Made from satin finished steel, each KV-Series backbox provide knockouts for electrical conduits and wire connections.

Dimensions

All KB-100 Series backboxes have a fixed in wall height dimension of 441 mm (17.4") and depth of 95 mm (3.75"). The width of each backbox will vary on the number of panels

- KB-101 115 mm (4.5 inches)
- KB-102 217 mm (8.5 inches)

KB-300 Series Surface Backboxes

All the surface backboxes are made from anodized aluminum.



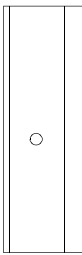

Dimensions

Each KB-300 Series backbox has a fixed depth of 64 mm (2.5") and a fixed height of 483 mm (19"). The width of each backbox will vary on the number of panels it must accommodate.

- KB-301 155 mm (6.1 inches)
- KB-302 257 mm (10.1 inches)

| RAIN HOODS | |
|------------|---|
| KF-101RH | Rain Hood for KF-101 (Use only with flush mounting) |
| KF-102RH | Rain Hood for KF-102 (Use only with flush mounting) |

Note: Use Rain hoods only With Flush Mounting

| | | |
|----------------|---|---|
| MODULES | Standard Simplex Systems  Push-button with Postal Lock - 12 Apartments. For all remote types except handsets. Model KVS-112P 12 Apts. | Duplex Handset Systems  Push-button - 12 Apartments. For 1132 Handset remote only. Model KVT-112 12 Apts. |
| | MODULES  KM-PO2 Postman's Lock Assembly For mounting Post Office Master Lock. |  KVP-112 12 Push-button Directory KVP-124 24 Push-button Directory Use with all Mircom Remote Stations. |

Ordering Information

| # OF SUITES | # OF ADDITIONAL PANELS | | FRAME | FLUSH BACKBOX | SURFACE BACKBOX |
|-----------------------------|------------------------|---------|--------|---------------|-----------------|
| | 1 | 2 | | | |
| SPEAKER TYPE SYSTEMS | | | | | |
| 12 | KVS-112P | | KF-101 | KB-101 | KB-301 |
| 24 | KVS-112P | KVP-112 | KF-102 | KB-102 | KB-302 |
| 36 | KVS-112P | KVP-124 | KF-102 | KB-102 | KB-302 |

| # OF SUITES | # OF ADDITIONAL PANELS | | FRAME | FLUSH BACKBOX | SURFACE BACKBOX |
|-----------------------------|------------------------|---------|--------|---------------|-----------------|
| | 1 | 2 | | | |
| HANDSET TYPE SYSTEMS | | | | | |
| 12 | KVT-112 | | KF-101 | KB-101 | KB-301 |
| | KT-100P | KVP-112 | KF-102 | KB-102 | KB-302 |
| 24 | KVT-112 | KVP-112 | KF-102 | KB-102 | KB-302 |
| | KT-100P | KVP-124 | KF-102 | KB-102 | KB-302 |
| 36 | KVT-112 | KVP-124 | KF-102 | KB-102 | KB-302 |

 Panels with Postal Lock Features.



Canada
 25 Interchange Way Vaughan, ON L4K 5W3
 Telephone: (905) 660-4655 | Fax: (905) 660-4113

U.S.A.
 4575 Witmer Industrial Estates Niagara Falls, NY 14305
 Toll Free: (888) 660-4655 | Fax Toll Free: (888) 660-4113

www.mircom.com



This document is provided by Mircom Technologies Ltd., MGC Systems Corp., or their affiliates, subsidiaries and brands, for convenience or marketing only and does not describe products or services technically. For technical information refer to technical manuals. We do not make representations or warranties regarding this information, including as to completeness or accuracy. We may change these contents at any time and reserve all rights in the contents, including copyrights, trademarks and other intellectual property.

CAT. 7201

Page 2 of 2

Rev. 8