



MODEL QRM-1001

BELL CUT MODULE

INSTALLATION AND OPERATING INSTRUCTIONS

Installation

The QRM-1001 Bell Cut module is used to silence bells while paging is in operation. This module is used in conjunction with the QX-5000 Emergency Zoned Audio and Firefighter's Telephone System tied into a Fire Alarm system. The module is mounted into the QBB-5001 Audio Cabinet using two screws. The cable attached to the module is connected into position J6 on the QIF-5000 Interface module in the audio cabinet.

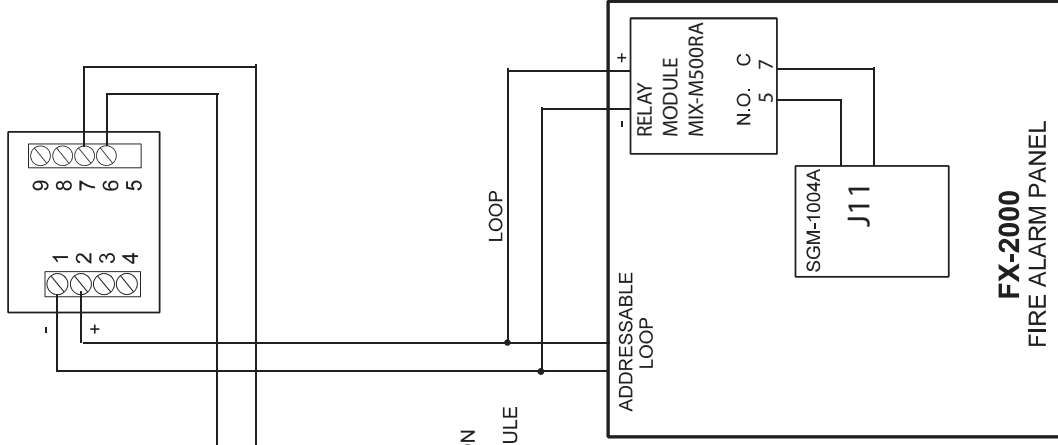
Wiring

The QRM-1001 Bell Cut module contains three terminals for Common, Normally Closed contact and Normally Open contact. The normally open and common terminals are wired to an initiating circuit configured as a monitor zone. The power terminals are connected (via the attached cable) to the QIF-5000 Interface board. When using an FX-2000 Intelligent Analog Fire Alarm panel the QRM-1001 Bell Cut Module is connected to an MIX-M500MA Monitor Module and the loop is connected to a MIX-M500RA Relay Control Module (which must be installed inside the fire alarm panel) and from this control module to the bell cut terminals J11 on the adder board SGM-1004A. When using an FA-1000 Fire Alarm panel configuration DIP switches are set to 0010 0111 to configure an initiating zone as a monitor input. More than one zone may be configured this way, depending on how many bell circuits are connected (excluding the two indicating circuits that are required to be connected to the QIF-5000 Interface module in the audio cabinet). The 24V output terminals are used for daisy chaining, if required. See attached wiring diagram for further details.

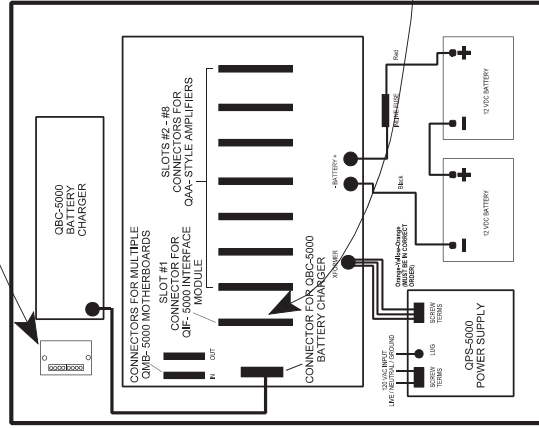
Operation

With the QRM-1001 Bell Cut module used in conjunction with a QX-5000 and a Mircom FX-2000 or FA-1000 Fire Alarm Panel, pressing the Push-to-Talk button on the microphone (at the QX-5000) will stop the bell ringing while paging is in progress (as long as the Push-to-Talk button is depressed).

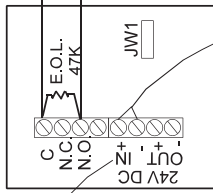
MIX-M500MA (or MIX-M501MA)
MONITOR MODULE



MOUNTS INTO AUDIO
CABINET BACKBOX

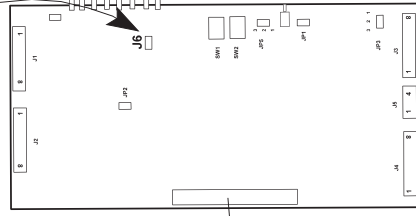


QRM-1001 BELL CUT MODULE



JW1 JUMPER
FACTORY SET

BELL MODULE
CONNECTS VIA
CABLE INTO J6 ON
THE QIF-5000
INTERFACE MODULE

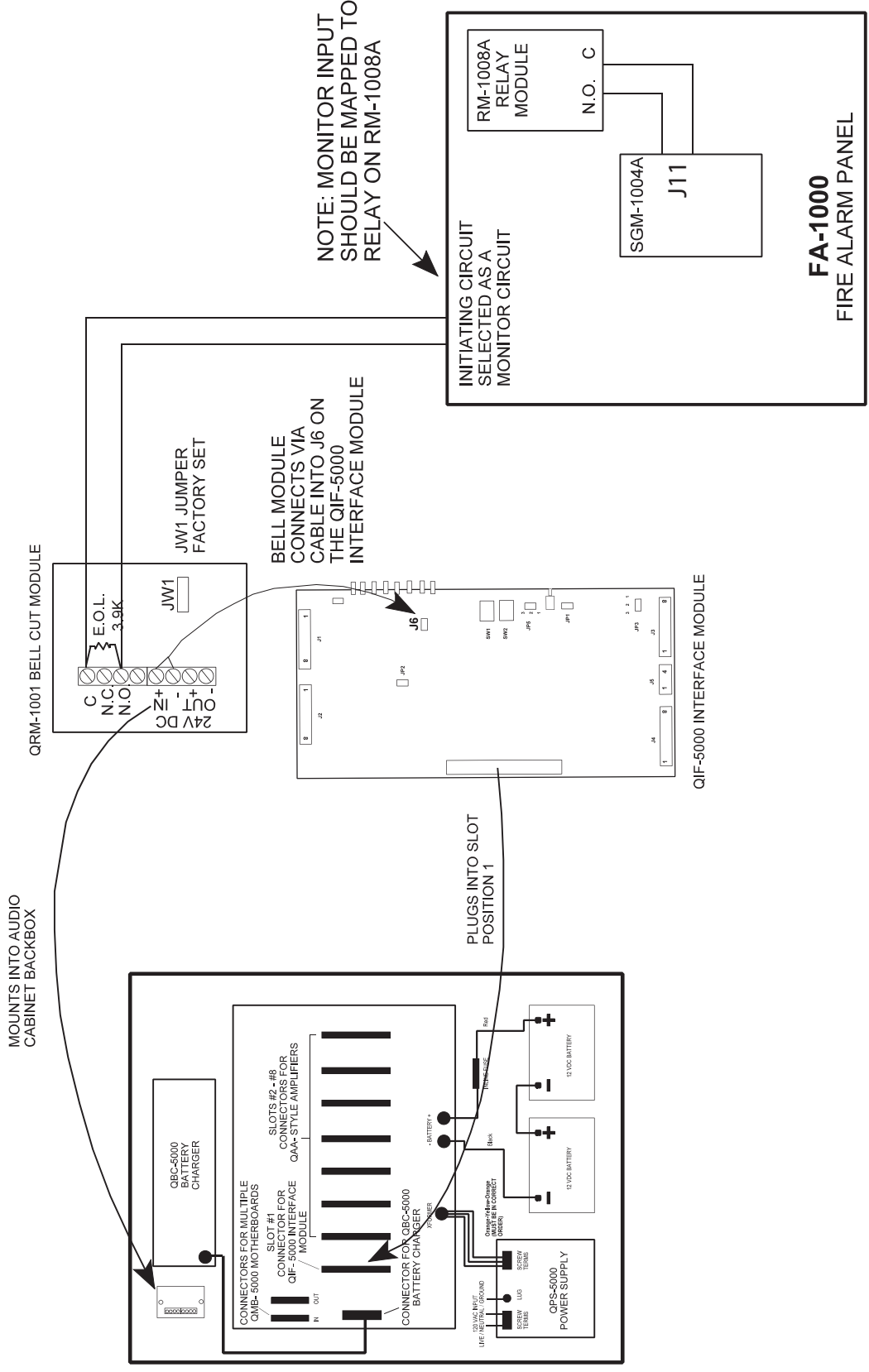


QIF-5000 INTERFACE MODULE

FOR A CONVENTIONAL (NON-ADDRESSABLE)
FIRE ALARM PANEL SUCH AS FA-1000, A MONITOR
AND CONTROL MODULE ARE **NOT** USED.
INSTEAD USE AN INITIATING ZONE, AN RM-1008A
RELAY MODULE AND A SGM-1004A.

FIRE ALARM AND VOICE PAGING SYSTEM

QRM-1001 BELL CUT MODULE WIRING APPLICATION - SILENCE OF THE BELLS WHEN
THE PUSH-TO-TALK BUTTON IS PRESSED AT THE QX-5000 PANEL.



FIRE ALARM AND VOICE PAGING SYSTEM

QRM-1001 BELL CUT MODULE WIRING APPLICATION - SILENCE OF THE BELLS WHEN THE PUSH-TO-TALK BUTTON IS PRESSED AT THE QX-5000 PANEL.

