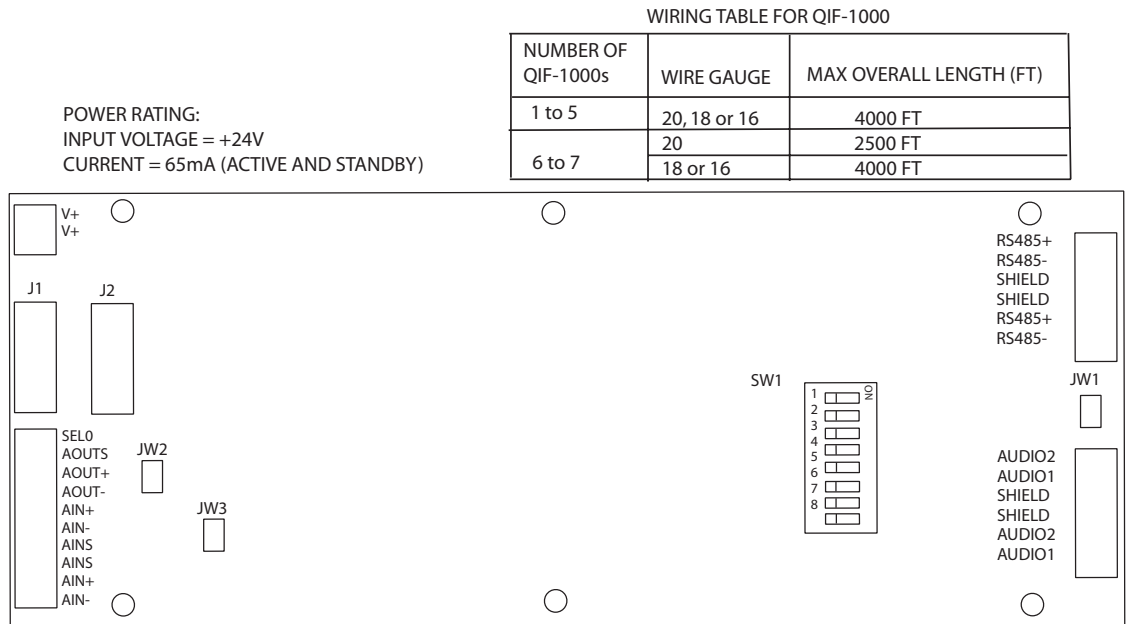


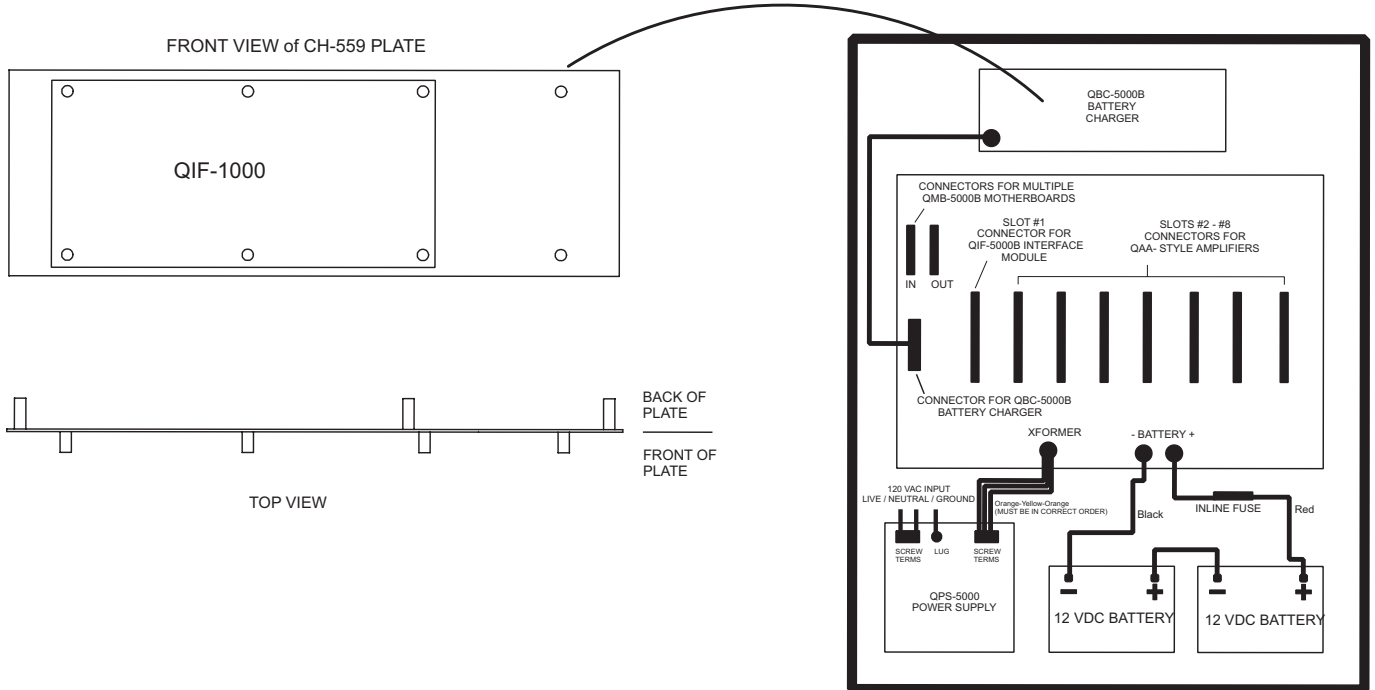


The QIF-1000 Interface board enables All Call paging for multiple building applications using the QX-5000. Set **ALL** DIP switches of SW1 to the ON position for Master operation or set **ALL** DIP switches of SW1 OFF for slave operation of this interface board.

**Figure 1: QIF-1000 Interface Board.**

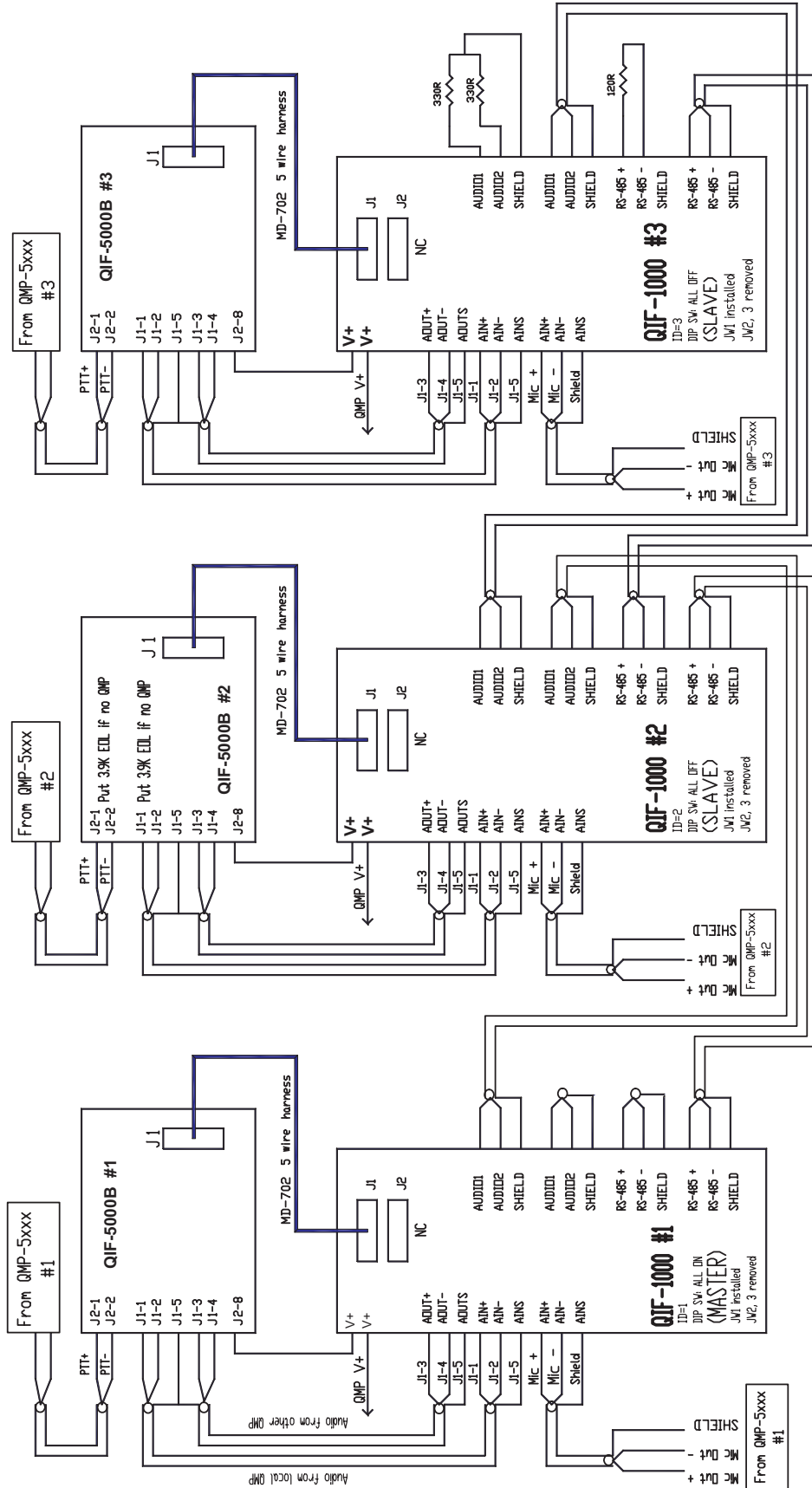


**Figure 2: Mounting the QIF-1000 Interface Module**



The QIF-1000 Interface module comes already mounted onto a CH-559 Plate. The CH-559 mounts onto the QBC-5000B battery charger cover located above the amplifiers in the audio cabinet of the QX-5000 Audio system. The QBC-5000B must be removed and the QIF-1000 ,and its plate is mounted onto the QBC-5000B with four #4 screws behind the QBC-5000B cover. The whole assembly is then mounted back into the audio cabinet over the battery charger.

**FIGURE 3: QIF-1000 MULTIPLE BUILDING INTERCONNECTION DIAGRAM**



Canada  
25 Interchange Way  
Vaughan, ON L4K 5W3  
Tel: 905-660-4655 Fax: 905-660-4113

U.S.A.  
60 Industrial Parkway  
Cheektowaga, NY 14227  
Tel: 1-888-660-4655 Fax: 1-888-660-4113

© Mircom 2005  
Printed in Canada  
Subject to change without prior notice  
[www.mircom.com](http://www.mircom.com)