User Manual

System power supply unit VX-PS



Copyright November 2026

System power supply unit VX-PS

1. Packing Contents

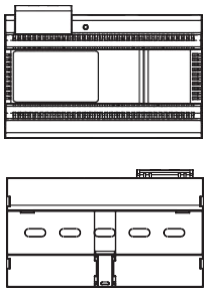

Main body



Din rail



4pin connector

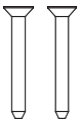

KA M4*35mm
Mounting screw



M4*35mm
Plastic expansion pipe

2. Specification

	VX-PS
AC Input	1
BUS Input/Output Connectors	2 (input/output)
Power Indicator	Power on/off status indicator
Power Input	100-240 VAC, 0.8 A
Power Output	30 ± 2 VDC, 3.5 A
BUS Wiring	2-wire, non-polarized
DIN-Rail Width	8 DIN modules
Installation	DIN-rail mount
Enclosure Material	Plastic
Color	White
Operating Temperature	-10°C to 40°C (14°F to 104°F)
Weight	0.517 kg / 1.14 lb
Dimensions (W x H x D)	140 x 97.5 x 58.5 mm (5.51 x 3.84 x 2.30 in)

Note: Overcurrent protection

3. Installation

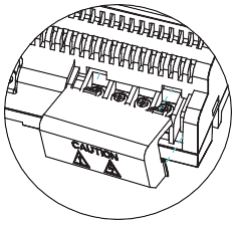

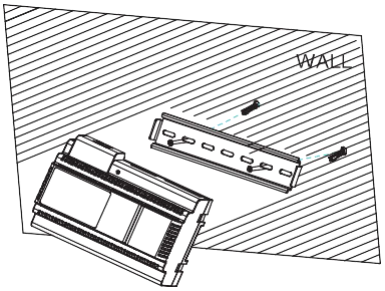

4. System Connection Diagram

Cable	A	B
RVV 2 x 0,75mm²	120 m	120 m
RVV 2 x 1,00mm²	150 m	150 m

A. Distance between the farthest outdoor station and power supply

B. Distance between the farthest monitor and power supply

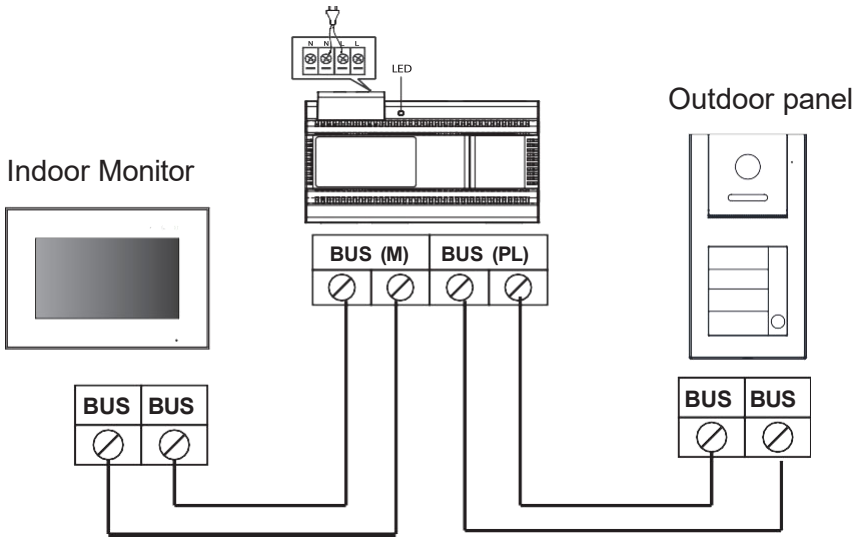

Note: 1 system power supply can support max 16 monitors